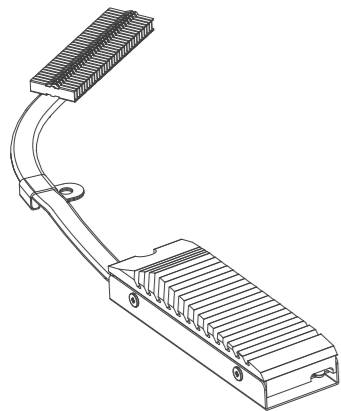


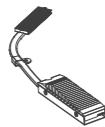
GRAUGEAR®

Heat Pipe Cooler

for PlayStation®5 Memory Extension



Package Contents



G-PS5HS01



4x Thermal Pad



Screwdriver



SSD mounting screw



Manual



Warranty card

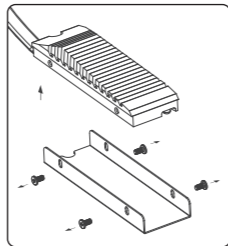
Features

- Heat Pipe from Copper maximum performance
- Reduced temperature of M.2 NVMe SSD up to 50%
- Designed for PlayStation®5
- Compatible with Single/Double sided M.2 2280 SSDs.

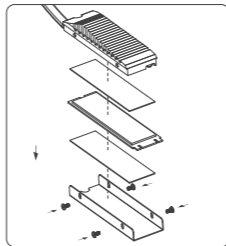
Specification

- **Dimensions** : L177 x W76 x H20mm
- **Material** : Ø7mm Copper Heat Pipe / Copper Fins / Aluminum
- **Copper Fins Dimensions** : L44 x W14 x H3.5mm
- **Aluminum Dimensions** : L75 x W23.5 x H12mm
- **Weight** : 70g

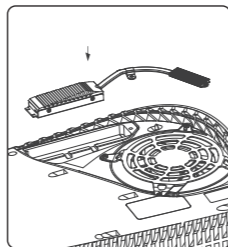
Installation



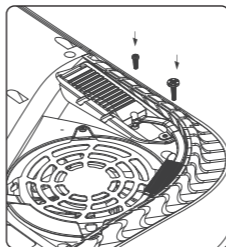
- ① Unscrew all 4 screws and remove the bracket from Heatsink.



- ② Install the M.2 SSD with thermal pads into bracket and reattach the bracket with 4 screws



- ③ Install the heat sink with M.2 SSD into the PS5 slot.



- ④ Fix the heat pipe cooler in PlayStation®5 with two screws

Safety information

Please read carefully the following information to prevent injuries, damage to material and device as well as data loss:

Warning levels

Signal words and safety codes indicate the warning level and provide immediate information in terms of the probability of occurrence as well as the type and severity of the consequences if the measures to prevent hazards are not complied with.

DANGER Warns of a **directly** hazardous situation causing **death** or **serious injury**.

WARNING Warns of a **potentially** hazardous situation that **may** cause death or serious injury.

CAUTION Warns of a **potentially** hazardous situation that **may** cause minor injury.

IMPORTANT Warns of a **potential** situation that **may** cause material or environmental damage and disrupt operative processes.

1. Risk of electrical shock

WARNING **Contact with parts conducting electricity**
Risk of death by electrical shock

- Read the operating instructions prior to use
- Make sure the device has been de-energised prior to working on it
- Do not remove contact protection panels
- Avoid contact with conducting parts
- Do not bring plug contacts in contact with pointed and metal objects
- Use in intended environments only
- Operate the device using a power unit meeting the specifications of the type plate only!
- Keep the device/power unit away from humidity, liquid, vapour and dust
- Do not modify the device
- Do not connect the device during thunderstorms
- Approach specialist retailers if you require repairs

2. Hazards during assembly(if intended)

CAUTION **Sharp components**
Potential injuries to fingers or hands during assembly(if intended)

- Read the operating instructions prior to assembly
- Avoid coming into contact with sharp edges or pointed components
- Do not force components together
- Use suitable tools
- Use potentially enclosed accessories and tools only

Safety information

3. Hazards caused by a development of heat

IMPORTANT **Insufficient device / power unit ventilation**
Overheating and failure of the device / power unit.

- Prevent externally heating up components and ensure an exchange of air
- Do not cover the fan outlet and passive cooling elements
- Avoid direct sunlight on the device/power unit
- Guarantee sufficient ambient air for the device/power unit
- Do not place objects on the device/power unit

4. Hazards caused by very small parts and packaging

WARNING **Risk of suffocation**
Risk of death by suffocation or swallowing

- Keep small parts and accessories away from children
- Store/dispose of plastic bags and packaging in an area that is inaccessible to children
- Do not hand over small parts and packaging to children

5. Potential data loss

IMPORTANT **Data lost during commissioning**
Potentially irreversible data loss

- Always comply with the information in the operating instructions/quick installation guide
- Exclusively use the product once the specifications have been met
- Back up data prior to commissioning
- Back up data prior to connecting new hardware
- Use accessories enclosed with the product

6. Cleaning the device

IMPORTANT **Harmful cleaning agents**
Scratches, discolouration, damage caused by moisture or short circuit in the device

- Disconnect the device prior to cleaning
- Aggressive or intense cleaning agents and solvents are unsuitable
- Make sure there is no residual moisture after cleaning
- We recommend cleaning devices using a dry, anti-static cloth

7. Cleaning the device

IMPORTANT **Environment pollution, unsuitable for recycling**
Potential environmental pollution caused by components, recycling circle interrupted

This icon on product and packaging indicates that this product must not be disposed of as part of domestic waste. In compliance with the Waste Electrical and Electronic Equipment Directive (WEEE) this electrical device and potentially included batteries must not be disposed of in conventional, domestic waste or **recycling waste**. If you would like to dispose of this product and potentially included batteries, please return it to the retailer or your local waste disposal and recycling point.



If you have any questions, please do not hesitate to contact our support at support@graugear-usa.com or visit our website at www.graugear-usa.com

GRAUGEAR®



© Copyright 2022 by Detron International Co., Ltd
8F., No. 67, Anping Road, Zhonghe District, New Taipei City, Taiwan, R.O.C.
Made in China

PlayStation®5 is registered trademark of Sony Corporation.